

### Standby Power Rating

1,000 kW, 1,250 kVA, 60 Hz



\*Assembled in the USA using domestic and foreign parts




Image used for illustration purposes only

## Codes and Standards

Not all codes and standards apply to all configurations. Contact factory for details.



UL2200, UL6200, UL1236, UL489,  
UL142



CSA C22.2, ULC S601



BS5514 and DIN 6271



SAE J1349



NFPA 37, 70, 99, 110



NEC700, 701, 702, 708



NEMA ICS10, MG1, 250, ICS6,  
AB1



ANSI C62.41

## Powering Ahead

For over 60 years, Generac has provided innovative design and superior manufacturing.

Generac ensures superior quality by designing and manufacturing most of its generator components, including alternators, enclosures and base tanks, control systems and communications software.

Generac gensets utilize a wide variety of options, configurations and arrangements, allowing us to meet the standby power needs of practically every application.

Generac searched globally to ensure the most reliable engines power our generators. We choose only engines that have already been proven in heavy-duty industrial applications under adverse conditions.

Generac is committed to ensuring our customers' service support continues after their generator purchase.

## STANDARD FEATURES

### ENGINE SYSTEM

- Oil Drain Extension
- Air Filter Restriction Indicator
- Air Cleaner
- Level 1 Fan and Belt Guards (Open Set Only)
- Stainless Steel Flexible Exhaust Connection
- Factory Filled Oil and Coolant
- Radiator Duct Adapter (Open Set Only)
- Engine Coolant Heater

### FUEL SYSTEM

- Flexible Fuel Lines
- Primary and Secondary Fuel Filter

### COOLING SYSTEM

- Closed Coolant Recovery System
- UV/Ozone Resistant Hoses
- Factory-Installed Radiator
- 50/50 Ethylene Glycol Antifreeze
- Radiator Drain Extension

### ELECTRICAL SYSTEM

- Battery Charging Alternator
- Battery Cables
- Battery Tray
- Rubber-Booted Engine Electrical Connections
- Solenoid Activated Starter Motor

### ALTERNATOR SYSTEM

- Class H Insulation Material
- 2/3 Pitch
- Skewed Stator
- Permanent Magnet Excitation
- Sealed Bearing
- Full Load Capacity Alternator

### GENERATOR SET

- Separation of Circuits - High/Low Voltage
- Separation of Circuits - Multiple Breakers
- Standard Factory Testing
- 2 Year Limited Warranty (Standby Rated Units)
- Spring Isolator

### ENCLOSURE (If Selected)

- Structural Steel Sub-Base
- Sub-Base Lifting Eyes
- Enamel Finish
- Zinc Plated Fasteners
- Zinc Plated Cast Aluminum Keylock Door Handles
- Heavy Duty Stainless Steel Hinges with Removable Brass Pins
- Modular Construction

### FUEL TANKS (If Selected)

- UL 142/ULC S601
- Double Wall
- Vents
- Factory Pressure Tested (2 psi)
- Rupture Basin Alarm
- Fuel Level
- Check Valve In Supply and Return Lines
- Stainless Steel Hardware
- Fuel Line Hose
- Fuel Line Hose and Separator
- Electronic Fuel Level
- Secondary Fuel Filter

## CONTROL SYSTEM



### DSE G8601 Controller

The G8601 is a genset controller with integral heater designed for multiple application environments.

### Key Features

- Advanced PLC Functionality
- Multi-Purpose PIDs
- Virtual Inputs
- On-Screen Mimic (SLDs)
- Multi-Level Pin Protected Front Panel Editor
- Integral LCD Display Heater
- Enhanced High-Resolution 240 x 128 Pixel Display
- Integral Gasket (IP65 protection)

## Standard Protections

- Low Coolant Level
- High/Low Coolant Temperature
- Oil Temperature
- Over/Under Speed
- Over/Under Voltage
- Over/Under Frequency
- Over/Under Current
- Over Load
- Battery Voltage
- Battery Charger Current
- Phase to Phase and Phase to Neutral Short Circuits (I<sup>2</sup>T Algorithm)
- Ground Fault

## Control Panel

- Auto/Off/Manual
  - Indication Through Display Screen
- Audible Alarm and Silence
- Not in Auto Indication

## Voltage Regulation

- Digital Control
- Three Phase Sensing
- Negative Power Limit
- Loss of Sensing Protection
- Fault Protection (I<sup>2</sup>T Function)
- High Voltage Limit
- Low Voltage Limit
- Maximum Power Limit

## More Features

- Uses Engine ECU
- Digital AVR Support
- Multiple Language Support
- Three Phase Generator Sensing & Protection
- Three Phase Bus Sensing
- Generator Current, Protection & Power Monitoring
- Configurable Timers
- Integrated SNMP
- Data Logging
- PC Configuration
- DSENet® (Expansion Support)
- Flexible I/O (Inputs/Outputs)
- Automatic and Front Panel Breaker Control
- Power-Save Mode

## CONFIGURABLE OPTIONS

### ENGINE SYSTEM

- Critical Grade Silencer
- Hospital Grade Silencer
- CCV (Closed Crankcase Ventilation)
- Oil Heater
- Radiator Duct Flange
- Radiator Stone Guard

### ELECTRICAL SYSTEM

- 20A UL Listed Battery Charger
- Battery Warmer

### ALTERNATOR SYSTEM

- Alternator Upsizing
- Anti-Condensation Heater

### CIRCUIT BREAKER OPTIONS

- Main Line Circuit Breaker
- 2<sup>nd</sup> Main Line Circuit Breaker
- 3<sup>rd</sup> Main Line Circuit Breaker
- 4<sup>th</sup> Main Line Circuit Breaker
- Shunt Trip and Auxiliary Contact
- Electronic Trip Breakers

### GENERATOR SET

- Spring Isolators (Standard/Seismic)
- 24 Position Load Center
- Extended Factory Testing

### ENCLOSURE

- Level 0 Sound Attenuated
- Level 1 Sound Attenuated
- Level 2 Sound Attenuated
- Level 1 Sound Attenuated with Motorized Dampers
- Level 2 Sound Attenuated with Motorized Dampers
- Steel Enclosure
- Aluminum Enclosure
- Enclosure Light Kit
- Up to 200 MPH Wind Load Rating (Contact Factory for Availability)
- Louvers with Gravity Dampers
- Enclosure Heaters (with Motorized Dampers Only)
- Door Open Alarm Horn
- 

### FUEL TANKS (Size On Last Page)

- Overfill Prevention Valve
- Fuel Fill Drop Tube
- 5 Gal Spill Return Hose
- Tank Risers
- 90% High Fuel Level Alarm
- Vent Extensions
- Fire Rated Fuel Hose

### CONTROL SYSTEM

- NFPA 110 Level 1 Compliant 21-Light Remote Annunciator
- Remote Output Relays (8 or 16)
- Remote E-Stop (Break Glass-Type, Surface Mount)
- Remote E-Stop (Red Mushroom-Type, Surface Mount)
- Remote E-Stop (Red Mushroom-Type, Flush Mount)
- 100 dB Alarm Horn
- Ground Fault Annunciator
- 10 Amp Engine Run Relay
- 120V GFCI and 240V Outlet
- Oil Temperature Indication and Alarm
- Flush Mount Annunciator Kit
- Damper Alarm Contacts (with Motorized Dampers Only)

### WARRANTY (Standby Gensets Only)

- 2 Year Extended Limited Warranty
- 5 Year Limited Warranty
- 5 Year Extended Limited Warranty
- 7 Year Extended Limited Warranty
- 10 Year Extended Limited Warranty

## ENGINEERED OPTIONS

### ENGINE SYSTEM

- Coolant Heater Ball Valves
- Fuel Cooler
- High Lift Pumps

### ALTERNATOR SYSTEM

- Unit Mounted Load Banks
- Medium Voltage Alternators

### CONTROL SYSTEM

- Spare Inputs (x4) / Outputs (x4)
- Battery Disconnect Switch

### GENERATOR SET

- Special Testing

### ENCLOSURE

- Custom Enclosure

### FUEL TANKS

- UL2085 Tank
- Special Fuel Tanks

**APPLICATION AND ENGINEERING DATA**

**ENGINE SPECIFICATIONS**

**General**

Make	Perkins
EPA Emissions Compliance	Tier 2
EPA Emissions Reference	See Emissions Data Sheet
Cylinder #	8
Type	In-Line
Displacement - in <sup>3</sup> (L)	1,865 (30.6)
Bore - in (mm)	6.3 (160)
Stroke - in (mm)	7.48 (190)
Compression Ratio	14.1
Intake Air Method	Turbocharged/Intercooled
Cylinder Head	4-Valve

**Engine Governing**

Governor	Electronic
Frequency Regulation (Steady State)	±0.25%

**Lubrication System**

Oil Pump Type	Gear Driven
Oil Filter Type	Full Flow Spin-On Cartridge
Crankcase Capacity - qt (L)	162 (153)

**Cooling System**

Cooling System Type	Pressurized Closed
Fan Type	Pusher
Fan Diameter - in (mm)	49.2 (1,250)

**Fuel System**

Fuel Type	Ultra Low Sulfur Diesel #2
Fuel Specifications	ASTM
Fuel Filtering (Microns)	4
Fuel Inject Pump	MEUI
Injector Type	Electronic
Fuel Supply Line O.D. Minimum - in (mm)	0.59 (15.0)
Fuel Return Line O.D. Minimum - in (mm)	0.59 (15.0)

**Engine Electrical System**

System Voltage	24 VDC
Battery Charger Alternator	Standard
Battery Size	See Battery Index 0161970SBY
Battery Voltage	12 VDC
Ground Polarity	Negative

**ALTERNATOR SPECIFICATIONS**

Standard Model	K1248064N22
Poles	4
Field Type	Revolving
Insulation Class - Rotor	H
Insulation Class - Stator	H
Total Harmonic Distortion	<5%
Telephone Interference Factor (TIF)	<50

Standard Excitation	Permanent Magnet
Bearings	Sealed Ball
Coupling	Direct Drive
Prototype Short Circuit Test	Yes
Voltage Regulator Type	Digital
Number of Sensed Phases	All
Regulation Accuracy (Steady State)	±0.25%

**OPERATING DATA**

**POWER RATINGS**

	Standby	
Three-Phase 277/480 VAC @0.8pf	1,000 kW/1,250 kVA	Amps: 1,504
Three-Phase 346/600 VAC @0.8pf	1,000 kW/1,250 kVA	Amps: 1,203

**MOTOR STARTING CAPABILITIES (SKVA)**

skVA vs. Voltage Dip			
277/480 VAC	30%		30%
K1248064N22	3,300	L1136064N22	3,600
K1344064N22	4,000	L1280064N22	4,250
K1500064N22	4,500	L1412064N22	5,100

**FUEL CONSUMPTION RATES\***

Fuel Pump Lift- ft (m)	Diesel - gph (Lph)	
	Percent Load	Standby
8.2 (2.5)	50%	38.0 (144.0)
Total Fuel Pump Flow (Combustion + Return) - gph (Lph)	75%	54.7 (207.2)
	100%	70.9 (268.4)
238 (900)		

\*Fuel supply installation must accommodate fuel consumption rates at 100% load.

**COOLING**

		Standby
Air Flow (Fan Air Flow Across Radiator)	cfm (m <sup>3</sup> /min)	34,538 (978)
Coolant Flow	gpm (Lpm)	174 (660)
Coolant System Capacity	gal (L)	37 (140)
Maximum Operating Ambient Temperature	°F (°C)	122 (50)
Maximum Operating Ambient Temperature (Before Derate)	See Bulletin No. 0199280SSD	
Maximum Additional Radiator Backpressure	in H <sub>2</sub> O (kPa)	0.8 (0.2)

**COMBUSTION AIR REQUIREMENTS**

	Standby
Flow at Rated Power cfm — (m <sup>3</sup> /min)	2,935 (83)

**ENGINE**

		Standby
Rated Engine Speed	rpm	1,800
Horsepower at Rated kW**	hp	1,412
Piston Speed	ft/min (m/min)	2,244 (684)
BMEP	psi (kPa)	350 (2,415)

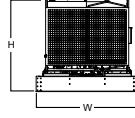
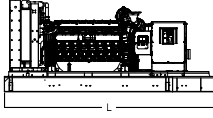
\*\* See "Emissions Data Sheet" for maximum bHP for EPA and SCAQMD permitting purposes.

**EXHAUST**

		Standby
Exhaust Flow (Rated Output)	cfm (m <sup>3</sup> /min)	7,097 (201)
Maximum Allowable Back Pressure (Post Turbo)	inHg (kPa)	4.1 (14.0)
Exhaust Temperature (Rated Output - Post Turbo)	°F (°C)	937 (503)

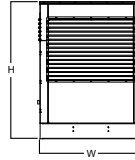
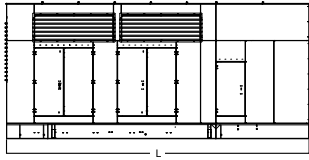
Deration – Operational characteristics consider maximum ambient conditions. Derate factors may apply under atypical site conditions. Please contact a Generac Power Systems Industrial Dealer for additional details. All performance ratings in accordance with BS5514 and DIN6271 standards. Standby - See Bulletin Standby - See Bulletin 10000018933

**DIMENSIONS AND WEIGHTS\***



**OPEN SET**

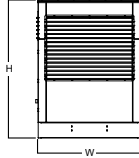
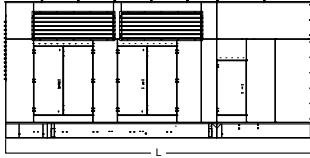
Run Time - Hours	Usable Capacity - Gal (L)	L x W x H - in (mm)		Weight - lbs (kg) Unit Only
No Tank	—	209.8 (5,328) x 102.0 (2,590) x 91.5 (2,325)		
12	840 (3,180)	210.0 (5,334) x 102.0 (2,590) x 107.5 (2,731)		18,766 - 20,463 (8,512 - 9,282)
24	1,680 (6,359)	329.0 (8,357) x 102.0 (2,590) x 109.5 (2,781)		
24	1,680 (6,359)	210.0 (5,334) x 102.0 (2,590) x 121.5 (3,086)		
36	2,520 (9,539)	210.0 (5,334) x 102.0 (2,590) x 134.5 (3,416)		



**LEVEL 0 SOUND ATTENUATED ENCLOSURE**

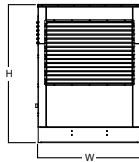
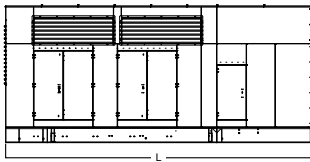
Run Time - Hours	Usable Capacity - Gal (L)	L x W x H - in (mm)		Weight - lbs (kg) Enclosure Only	
				Steel	Aluminum
No Tank	—	304.0 (7,721) x 105.7 (2,685) x 137.0 (3,481)			
12	840 (3,180)	304.0 (7,721) x 105.7 (2,685) x 148.0 (3,759)		3,761 (1,706)	Contact Factory
12	840 (3,180)	329.0 (8,357) x 105.7 (2,685) x 148.0 (3,759)			
24	1,680 (6,359)	329.0 (8,357) x 105.7 (2,685) x 155.0 (3,937)			
24	1,680 (6,359)	329.0 (8,357) x 105.7 (2,685) x 155.0 (3,937)			
36	2,520 (9,539)	304.0 (7,722) x 105.7 (2,685) x 166.0 (4,216)			
36	2,520 (9,539)	329.0 (8,357) x 105.7 (2,685) x 163.0 (4,140)			
48	3,360 (12,719)	304.0 (7,722) x 105.7 (2,685) x 175.0 (4,445)			
48	3,360 (12,719)	329.0 (8,357) x 105.7 (2,685) x 171.0 (4,343)			
72	5,040 (19,078)	329.0 (8,357) x 105.7 (2,685) x 187.0 (4,750)			

**DIMENSIONS AND WEIGHTS\***



**LEVEL 1 SOUND ATTENUATED ENCLOSURE**

Run Time - Hours)	Usable Capacity - Gal (L)	L x W x H - in (mm)	Weight - lbs (kg) Enclosure Only	
			Steel	Aluminum
No Tank	—	304.0 (7,721) x 105.7 (2,685) x 137.0 (3,481)		
12	840 (3,180)	304.0 (7,721) x 105.7 (2,685) x 148.0 (3,759)	5,005 (2,270)	Contact Factory
12	840 (3,180)	329.0 (8,357) x 105.7 (2,685) x 148.0 (3,759)		
24	1,680 (6,359)	329.0 (8,357) x 105.7 (2,685) x 155.0 (3,937)		
24	1,680 (6,359)	329.0 (8,357) x 105.7 (2,685) x 155.0 (3,937)		
36	2,520 (9,539)	304.0 (7,722) x 105.7 (2,685) x 166.0 (4,216)		
36	2,520 (9,539)	329.0 (8,357) x 105.7 (2,685) x 163.0 (4,140)		
48	3,360 (12,719)	304.0 (7,722) x 105.7 (2,685) x 175.0 (4,445)		
48	3,360 (12,719)	329.0 (8,357) x 105.7 (2,685) x 171.0 (4,343)		
72	5,040 (19,078)	329.0 (8,357) x 105.7 (2,685) x 187.0 (4,750)		



**LEVEL 2 SOUND ATTENUATED ENCLOSURE**

Run Time - Hours)	Usable Capacity - Gal (L)	L x W x H - in (mm)	Weight - lbs (kg) Enclosure Only	
			Steel	Aluminum
No Tank	—	304.0 (7,721) x 105.7 (2,685) x 137.0 (3,481)		
12	840 (3,180)	304.0 (7,721) x 105.7 (2,685) x 148.0 (3,759)	6,901 (3,130)	Contact Factory
12	840 (3,180)	329.0 (8,357) x 105.7 (2,685) x 148.0 (3,759)		
24	1,680 (6,359)	329.0 (8,357) x 105.7 (2,685) x 155.0 (3,937)		
24	1,680 (6,359)	329.0 (8,357) x 105.7 (2,685) x 155.0 (3,937)		
36	2,520 (9,539)	304.0 (7,722) x 105.7 (2,685) x 166.0 (4,216)		
36	2,520 (9,539)	329.0 (8,357) x 105.7 (2,685) x 163.0 (4,140)		
48	3,360 (12,719)	304.0 (7,722) x 105.7 (2,685) x 175.0 (4,445)		
48	3,360 (12,719)	329.0 (8,357) x 105.7 (2,685) x 171.0 (4,343)		
72	5,040 (19,078)	329.0 (8,357) x 105.7 (2,685) x 187.0 (4,750)		

\*All measurements are approximate and for estimation purposes only.

**YOUR FACTORY RECOGNIZED GENERAC INDUSTRIAL DEALER**

Specification characteristics may change without notice. Dimensions and weights are for preliminary purposes only. Please consult a Generac Power Systems Industrial Dealer for detailed installation drawings.